
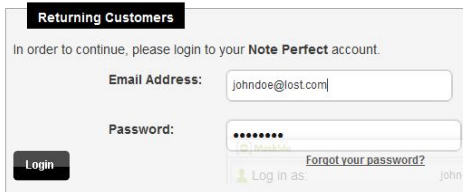

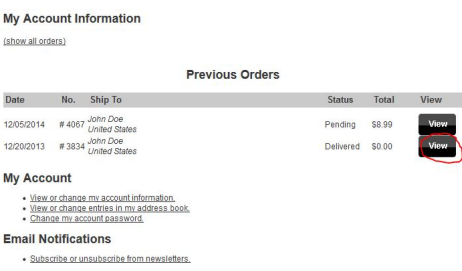
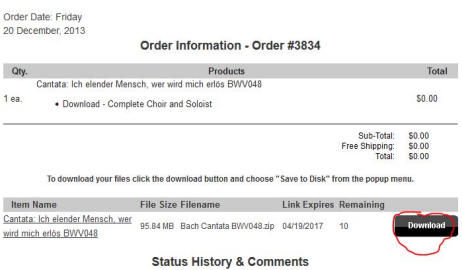


# Download: How do I download the music files?

For the purpose of downloading, it is necessary to ensure that your browser allows pop-ups for our site [www.note-perfect.com](http://www.note-perfect.com). (This is a requirement in the software of the Note Perfect site download programming)

Log into the Note Perfect Web Site with the User Name and Password that you provided at the time of order.

	Sign In (Home Page Top Right, and if you are not already logged in)	
	Enter your Email address and password and click Login. <ul style="list-style-type: none"><li>• Important: always retain your login email and password. You created this when you first ordered.</li><li>• Note Perfect cannot tell you your password for you. The encryption is such that we can never access your password.</li><li>• To get a new password or reset it, follow the <a href="#">Forgot your password</a> procedure.</li></ul>	
	If you are not directed to your account: Click "My Account" at the top of the page under "Hello Log out. "	
	It will take you to a page that lists your orders, like this. Click the View Button.	
	Click the download button. <ul style="list-style-type: none"><li>• NB. The download button appears after you have ordered and the following 14 days or 10 download attempts for the file. This is security built into the Note Perfect site.</li><li>• If the download is expired you will need to <a href="#">contact Note Perfect</a> to have the downloads re-activated, then follow this procedure again.</li><li>• The files downloaded are zip</li></ul>	

# Download: How do I download the music files?

	files that contain 1 or more MP3 files.	
--	--------------------------------------------	--

For a more reliable method of downloading we recommend using a Download Management program. There are many free ones available such as [Download Accelerator](#). The advantage of this is that most of these type of programs have the capability for resuming downloads. NB use the program instructions, we cannot provide support for them.

Unique solution ID: #1006

Author: Admin

Last update: 2017-04-11 01:41